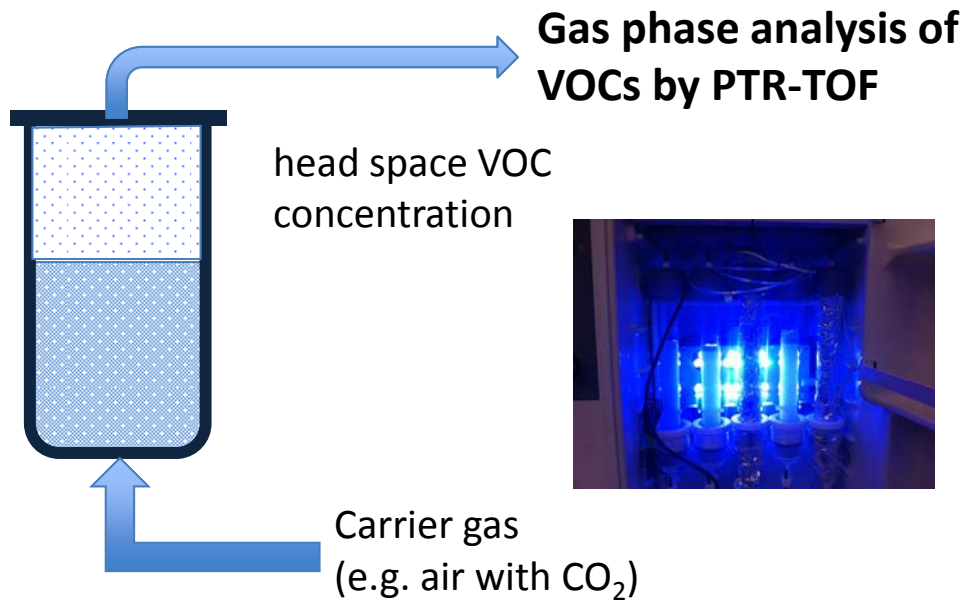


VOC cycling and community analysis group

Kim Halsey and Steve Giovannoni: Department of Microbiology, OSU

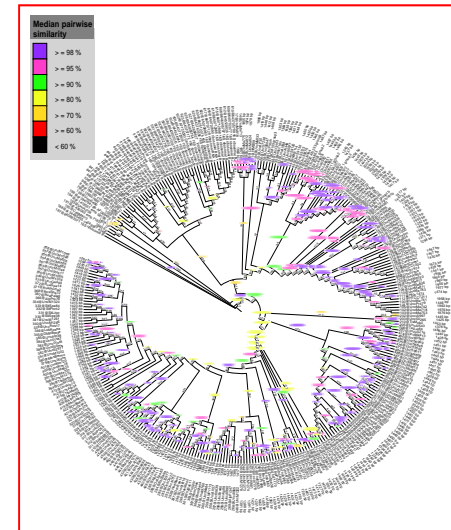


Dynamic Stripping Chamber

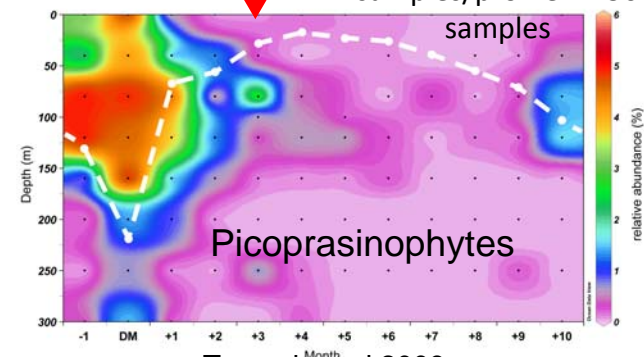
Rates of phytoplankton VOC production and VOC consumption by bacterioplankton give source terms for air-sea fluxes

What are the relationships between plankton community structure, activity, and VOC cycling?

rRNA amplicon sequencing to high resolution measures relative abundance of plastids, bacteria and protists



2 stations, 4 days/station, 8 profiles/station, 4 samples/profile = 256



Treusch et al 2009